

Signify Classified - Internal
Cooper Lighting Solutions Photometric Lab
1121 Highway 74 South
Peachtree City, GA 30269



Scaled data based on original data using
LM-79-08 Approved Method: Electrical and Photometric Measurements of Solid-
State Lighting Products

Test Report Prepared for
Cooper Lighting Solutions
(formerly Eaton)

Brand: STREETWORKS

Report Number: P867547

Luminaire Tested: **MEM2-HTN-SA-40-730-U-T2U**

Issue Date: 08/21/2024

Test Information

Test Method: LM-79-08
Report Number: P867547
Test Lab: INNOVATION CENTER(G3)
Issue Date: 08/21/2024
Manufacturer: COOPER LIGHTING SOLUTIONS (FORMERLY EATON)
Product Line: STREETWORKS
Catalog Number: MEM2-HTN-SA-40-730-U-T2U
Description: EPIC MODERN TALL HOUSING DISCRETE LED ARRAYS 40W 70CRI 3000K
FIXTURE w/ TYPE II URBAN DISTRIBUTION OPTIC
Light Source: (10) 3000K CCT, 70 CRI LEDS
Ballast/Driver: ELECTRONIC DRIVER

Summary

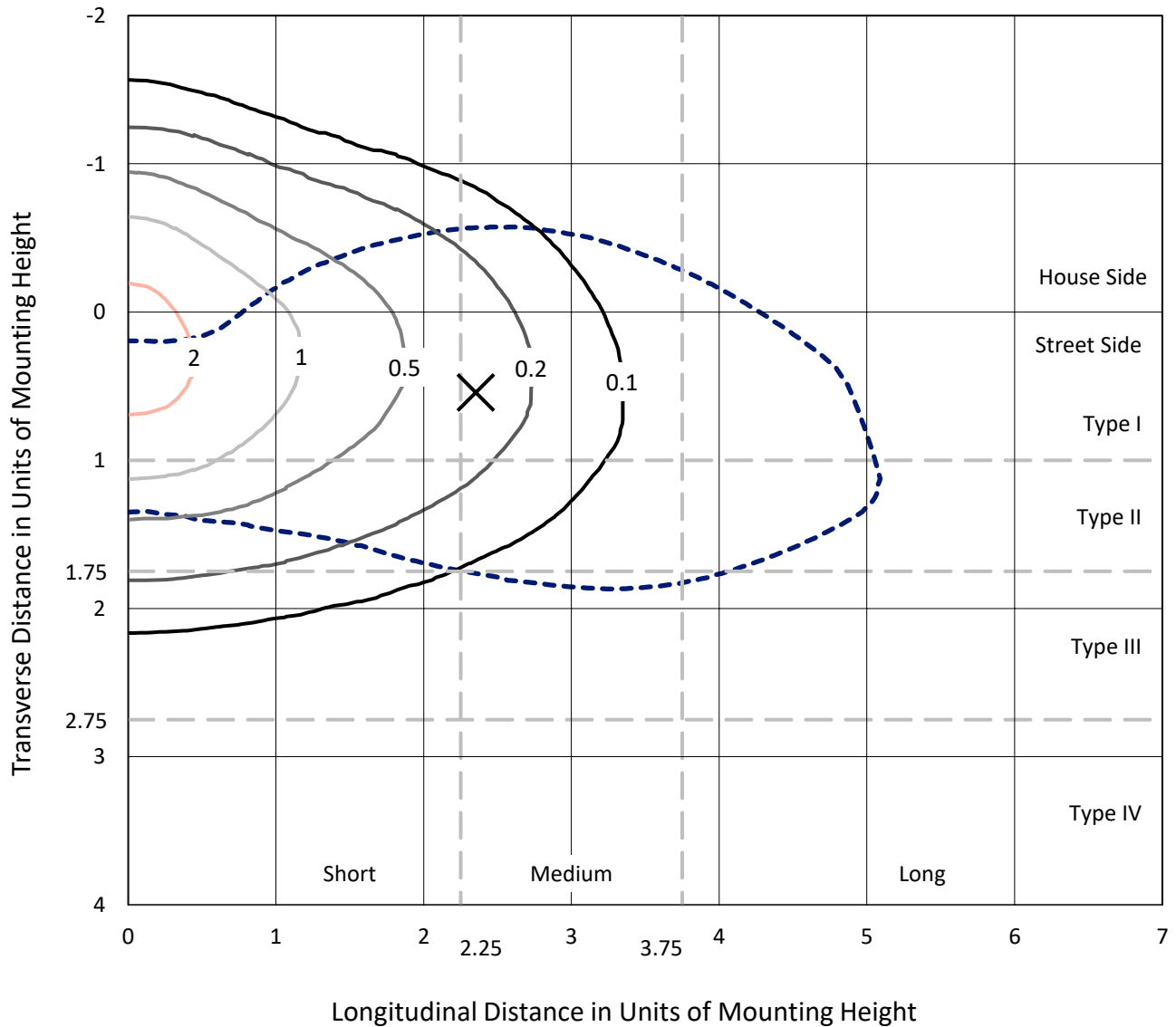
Lumens per Lamp: N/A
Luminaire Lumens: 4711.1 lumens
Efficiency: N/A
Efficacy: 143.6 lumens/watt
Luminous Opening: Rectangular (W 0.33' x L: 0.33' x H: 0')
IES Classification: Type III - Medium
BUG Rating: B1 - U0 - G1

Input Watts (W): 32.8
Input Voltage (V): 120
Input Current (A_{in}): NR
Voltage Rise (V): NR
Power Factor: 0.99
Total Harmonic Distortion (THDi): 9.76%
Frequency (hertz): 60
Stabilization Time: NR
Operation Time: NR
Ambient Temperature (°C): NR
Test Distance: 24 FT

REPORT NUMBER: P867547
 CATALOG NUMBER: MEM2-HTN-SA-40-730-U-T2U

Iso-Footcandle Lines of Horizontal Illumination

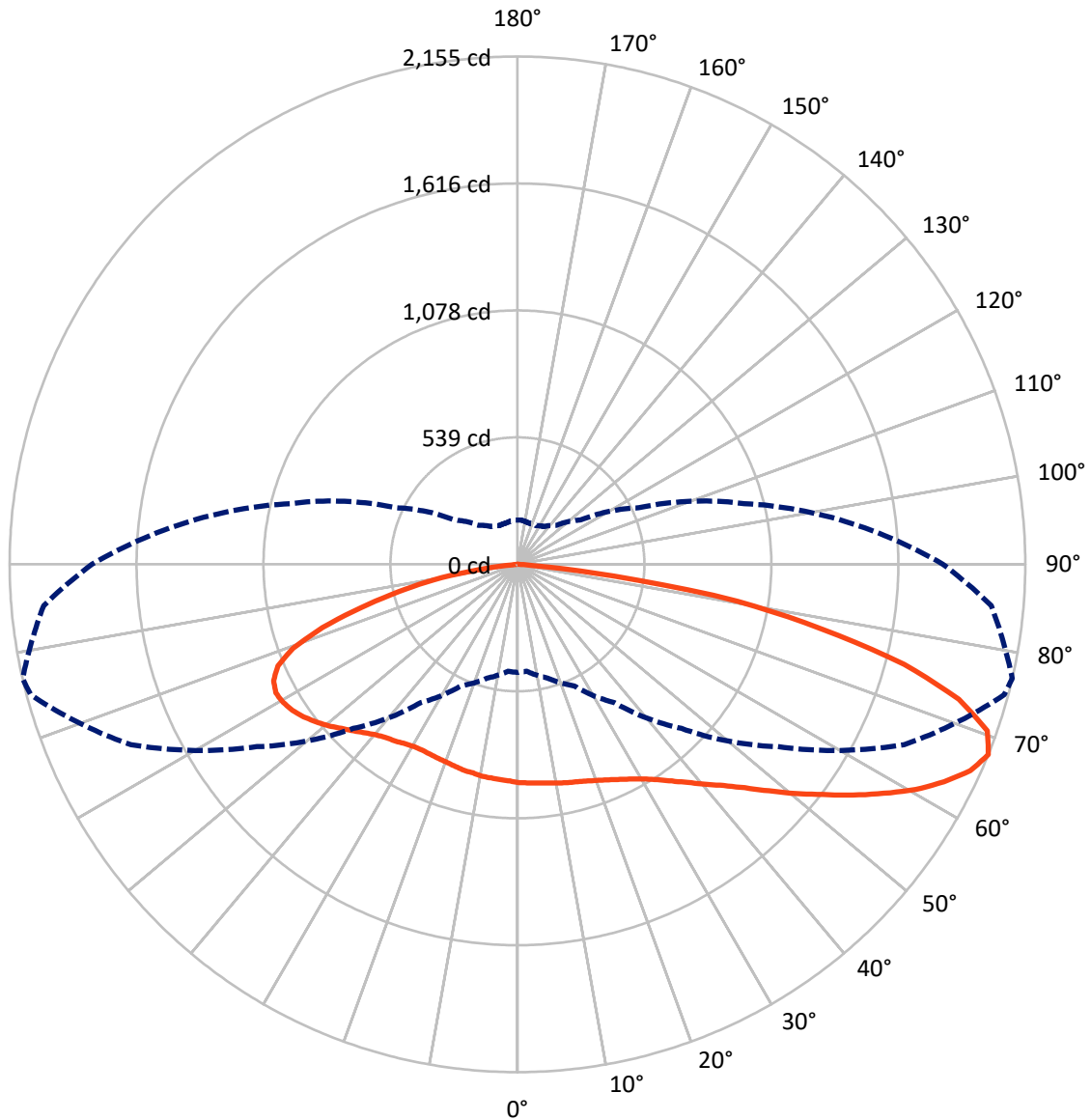
× Max cd
 - - - 1/2 Max cd



Based on 20 foot mounting height. Maximum calculated value = 2.5 fc
 Type III - Medium - N/A

REPORT NUMBER: P867547
CATALOG NUMBER: MEM2-HTN-SA-40-730-U-T2U

Luminous Intensity Polar Plot



— Vertical Plane Through 77-Deg Lateral - - - Horizontal Cone Through 67.5-Deg Vertical

REPORT NUMBER: P867547
 CATALOG NUMBER: MEM2-HTN-SA-40-730-U-T2U

FLUX DISTRIBUTION:

		Downward	Upward	Total
House Side	Lumens	1566.6	0.0	1566.6
	% Fixture	33.3	0.0	33.3
Street Side	Lumens	3144.5	0.0	3144.5
	% Fixture	66.7	0.0	66.7
Total	Lumens	4711.1	0.0	4711.1
	% Fixture	100.0	0.0	100.0

Coefficient of Utilization

ZONAL LUMENS:

Zone	Lumens	% Fixture
0°-10°	89.0	1.9
10°-20°	270.0	5.7
20°-30°	455.2	9.7
30°-40°	645.9	13.7
40°-50°	817.3	17.3
50°-60°	895.3	19.0
60°-70°	865.4	18.4
70°-80°	582.0	12.4
80°-90°	91.0	1.9
90°-100°	0.0	0.0
100°-110°	0.0	0.0
110°-120°	0.0	0.0
120°-130°	0.0	0.0
130°-140°	0.0	0.0
140°-150°	0.0	0.0
150°-160°	0.0	0.0
160°-170°	0.0	0.0
170°-180°	0.0	0.0
0°-90°	4711.1	100.0
0°-180°	4711.1	100.0



REPORT NUMBER: P867547

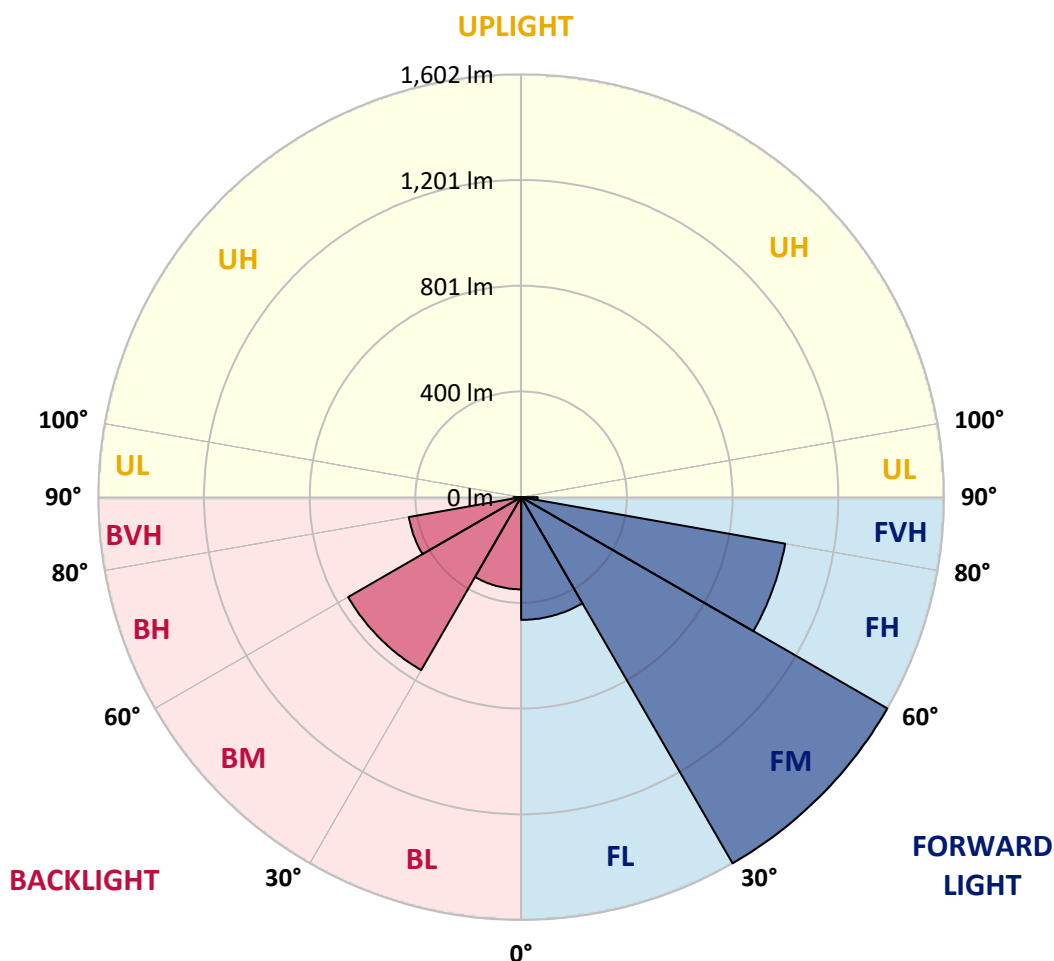
CATALOG NUMBER: MEM2-HTN-SA-40-730-U-T2U

LUMINAIRE CLASSIFICATION SYSTEM LUMEN TABLE AND BUG RATING:

Zone		Lumens	% Fixture	Zone Rating/Lumen Limit		
				B	U	G
FL	(0°-30°)	465.0	9.9			
FM	(30°-60°)	1601.8	34.0			
FH	(60°-80°)	1015.4	21.6			G1/1800
FVH	(80°-90°)	62.3	1.3			G1/100
BL	(0°-30°)	349.2	7.4	B1/500		
BM	(30°-60°)	756.6	16.1	B1/1000		
BH	(60°-80°)	432.1	9.2	B1/500		G1/500
BVH	(80°-90°)	28.7	0.6			G1/100
UL	(90°-100°)	0.0	0.0		U0/0	
UH	(100°-180°)	0.0	0.0		U0/0	

BUG Rating: B1-U0-G1

Type III Medium





REPORT NUMBER: P867547

CATALOG NUMBER: MEM2-HTN-SA-40-730-U-T2U

CANDELA DISTRIBUTION (FULL):

	0°	5°	15°	25°	35°	45°	55°	65°	75°	77°	85°
0°	926.2	926.2	926.2	926.2	926.2	926.2	926.2	926.2	926.2	926.2	926.2
2.5°	946.7	945.8	941.2	943.0	937.4	941.2	935.6	930.9	930.0	929.0	930.0
5°	976.6	971.9	967.2	964.5	959.8	957.9	948.6	939.3	933.7	932.8	930.9
7.5°	1011.0	1009.2	1002.7	998.9	985.9	979.4	966.3	949.5	941.2	937.4	932.8
10°	1046.5	1051.1	1042.7	1035.3	1020.4	1006.4	984.0	962.6	945.8	944.0	933.7
12.5°	1090.3	1089.3	1083.7	1070.7	1053.0	1033.4	1006.4	976.6	954.2	950.5	935.6
15°	1129.4	1128.5	1121.0	1108.9	1085.6	1061.4	1025.0	990.5	962.6	957.0	939.3
17.5°	1165.7	1163.9	1159.2	1146.2	1117.3	1087.5	1052.0	1006.4	972.8	966.3	942.1
20°	1197.4	1199.3	1193.7	1180.6	1153.6	1121.9	1077.2	1026.9	985.9	978.4	950.5
22.5°	1231.9	1232.8	1230.0	1225.4	1190.9	1157.3	1108.9	1050.2	1000.8	993.3	959.8
25°	1268.2	1269.2	1271.0	1268.2	1229.1	1192.8	1141.5	1079.1	1021.3	1011.0	972.8
27.5°	1310.2	1311.1	1314.8	1309.2	1267.3	1229.1	1177.8	1109.8	1042.7	1031.5	984.0
30°	1357.7	1361.4	1358.6	1356.8	1308.3	1271.0	1214.2	1141.5	1070.7	1056.7	1003.6
32.5°	1414.5	1413.6	1408.0	1402.4	1353.0	1313.9	1255.2	1182.5	1105.2	1089.3	1035.3
35°	1455.5	1455.5	1447.1	1444.4	1398.7	1357.7	1299.9	1228.2	1144.3	1129.4	1068.8
37.5°	1480.7	1484.4	1477.9	1479.8	1436.0	1397.8	1344.6	1274.8	1187.2	1174.1	1109.8
40°	1490.0	1499.3	1504.9	1512.4	1468.6	1436.0	1392.2	1325.1	1242.1	1227.2	1159.2
42.5°	1491.9	1505.9	1525.4	1541.3	1491.9	1464.9	1437.8	1376.3	1296.2	1283.1	1213.3
45°	1482.6	1476.0	1523.6	1525.4	1504.9	1488.1	1477.9	1437.8	1374.5	1353.0	1280.3
47.5°	1411.7	1404.3	1417.3	1477.0	1489.1	1498.4	1518.9	1509.6	1452.7	1436.0	1357.7
50°	1297.1	1293.4	1345.6	1409.9	1449.9	1497.5	1552.4	1578.5	1539.4	1529.1	1455.5
52.5°	1108.0	1097.7	1203.9	1328.8	1398.7	1488.1	1575.7	1649.4	1637.2	1622.3	1539.4
55°	987.7	987.7	1059.5	1215.1	1333.5	1454.6	1590.7	1723.9	1745.3	1728.6	1635.4
57.5°	859.2	869.4	944.0	1051.1	1239.3	1393.1	1588.8	1786.3	1849.7	1833.9	1736.9
60°	749.2	757.6	800.5	908.5	1128.5	1312.0	1568.3	1837.6	1946.6	1941.0	1826.4
62.5°	637.4	647.6	682.1	783.7	982.2	1218.8	1525.4	1865.5	2037.9	2032.3	1916.8
65°	547.9	548.9	583.3	668.1	835.9	1106.1	1449.9	1860.0	2108.8	2112.5	1993.2
67.5°	458.5	455.7	500.4	569.4	716.6	985.0	1349.3	1810.6	2138.6	2155.3	2018.4
70°	337.3	341.1	403.5	479.9	605.7	845.2	1208.6	1714.6	2090.1	2116.2	1960.6
72.5°	253.5	260.9	321.5	400.7	506.0	705.4	1054.8	1547.8	1955.0	1958.7	1784.5
75°	205.9	207.8	261.8	332.7	414.7	565.6	847.0	1292.5	1653.1	1695.9	1516.1
77.5°	175.2	173.3	199.4	268.4	334.5	451.9	638.3	983.1	1298.1	1317.6	1187.2
80°	149.1	148.2	157.5	217.1	261.8	322.4	437.0	684.9	926.2	947.7	843.3
82.5°	78.3	83.9	82.0	134.2	148.2	169.6	209.7	311.2	404.4	410.0	387.6
85°	3.7	3.7	3.7	5.6	9.3	14.9	28.9	28.9	31.7	60.6	69.0
87.5°	0.9	0.9	1.9	1.9	1.9	2.8	2.8	3.7	3.7	3.7	3.7
90°	0.0	0.0	0.0	0.0	0.0	0.0	0.0	0.0	0.0	0.0	0.0



REPORT NUMBER: P867547

CATALOG NUMBER: MEM2-HTN-SA-40-730-U-T2U

CANDELA DISTRIBUTION (continued):

	90°	95°	105°	115°	125°	135°	145°	155°	165°	175°	180°
0°	926.2	926.2	926.2	926.2	926.2	926.2	926.2	926.2	926.2	926.2	926.2
2.5°	928.1	924.4	918.8	919.7	918.8	918.8	914.1	910.4	909.5	911.3	915.1
5°	929.0	923.5	915.1	912.3	909.5	907.6	900.2	894.6	891.8	893.6	894.6
7.5°	929.0	920.7	911.3	905.7	898.3	892.7	884.3	876.9	873.1	874.1	875.9
10°	927.2	917.9	910.4	899.2	887.1	880.6	867.5	858.2	853.6	854.5	849.8
12.5°	927.2	916.9	902.0	891.8	875.0	861.0	850.8	840.5	836.8	833.1	831.2
15°	928.1	915.1	900.2	878.7	859.2	844.2	831.2	824.7	819.1	817.2	818.2
17.5°	928.1	915.1	892.7	867.5	845.2	826.5	815.4	807.9	806.0	804.2	804.2
20°	932.8	916.0	886.2	856.4	828.4	808.8	798.6	793.9	793.9	791.1	791.1
22.5°	940.2	917.9	882.5	847.0	814.4	793.0	781.8	776.2	779.0	777.2	776.2
25°	948.6	924.4	877.8	834.0	795.8	773.4	762.2	758.5	757.6	752.9	759.4
27.5°	955.1	929.0	875.0	821.0	779.0	752.9	738.9	732.4	727.8	729.6	727.8
30°	972.8	942.1	875.9	809.8	760.4	728.7	711.9	704.5	702.6	702.6	702.6
32.5°	997.1	958.9	882.5	805.1	742.7	705.4	684.9	677.4	675.6	671.9	673.7
35°	1027.8	984.0	892.7	797.7	728.7	678.4	656.0	645.8	643.0	639.2	639.2
37.5°	1062.3	1009.2	900.2	793.9	710.1	650.4	625.3	612.2	610.4	606.6	608.5
40°	1106.1	1043.7	912.3	786.5	688.6	625.3	591.7	570.3	574.9	576.8	580.5
42.5°	1155.5	1087.5	930.9	779.0	671.9	599.2	549.8	528.4	533.9	532.1	535.8
45°	1222.6	1138.7	954.2	776.2	651.4	567.5	506.9	482.7	480.8	478.0	479.9
47.5°	1292.5	1200.2	976.6	770.6	629.0	528.4	458.5	427.7	420.3	416.5	412.8
50°	1365.1	1261.7	1002.7	766.9	599.2	484.6	410.0	374.6	360.6	356.0	351.3
52.5°	1447.1	1327.9	1025.0	757.6	566.6	438.9	366.2	326.1	310.3	301.0	301.9
55°	1533.8	1388.4	1045.5	746.4	529.3	396.0	322.4	288.9	273.0	270.2	270.2
57.5°	1613.9	1450.9	1060.4	726.8	492.0	354.1	286.1	257.2	249.7	253.5	253.5
60°	1695.9	1501.2	1067.9	705.4	453.8	318.7	260.9	237.6	233.9	241.3	242.3
62.5°	1762.1	1541.3	1066.0	675.6	411.9	287.9	236.7	218.1	219.9	233.0	235.8
65°	1809.6	1560.8	1042.7	630.9	371.8	260.9	215.3	197.5	197.5	206.9	209.7
67.5°	1805.9	1535.7	996.1	568.4	328.9	233.9	195.7	181.7	181.7	188.2	187.3
70°	1729.5	1449.0	907.6	492.9	287.0	210.6	178.9	168.7	167.7	170.5	169.6
72.5°	1545.9	1272.9	769.7	407.2	247.9	187.3	162.1	152.8	151.0	147.2	144.4
75°	1275.7	1045.5	601.0	324.3	209.7	164.9	146.3	137.9	130.5	135.1	132.3
77.5°	989.6	802.3	447.3	251.6	170.5	143.5	130.5	121.1	119.3	136.0	130.5
80°	722.2	554.4	315.9	179.8	132.3	116.5	109.0	101.6	128.6	172.4	171.5
82.5°	320.6	267.4	144.4	85.7	61.5	51.3	42.9	48.5	81.1	79.2	82.0
85°	28.9	29.8	15.8	10.3	6.5	5.6	3.7	3.7	2.8	2.8	2.8
87.5°	3.7	3.7	2.8	2.8	1.9	1.9	1.9	1.9	0.9	0.9	0.9
90°	0.0	0.0	0.0	0.0	0.0	0.0	0.0	0.0	0.0	0.0	0.0

LM-79-2019: Approved Method: Electrical and Photometric Measurements of Solid-State Lighting Products

Report Prepared for

Cooper Lighting Solutions

Streetworks

Report Number: SP1-2407-157-4

Test Date: 08/07/2024

Luminaire Tested: MEM2-HTN-SA-40-730-U-5WQ-2

Data in this report applies to families of products including MEM2-HTN-SA-40-730-U-5WQ-2

Test Information

Test Method: LM-79-2019
 Report Number: SP1-2407-157-4
 Test Lab: COOPER LIGHTING SOLUTIONS
 Photometer: SP1 - 76IN SPHERE
 Measurement Geometry: 4π
 Issue Date: 08/20/2024
 Manufacturer: COOPER LIGHTING SOLUTIONS
 Product Line: Streetworks
 Catalog Number: **MEM2-HTN-SA-40-730-U-5WQ-2**
 Description: Epic Modern Light Square 40W 5WQ Optic and Flare Trim

Spectral Parameters

CCT (K): 3057
 CIE u': 0.2487
 CIE v': 0.5199
 Duv: -0.0002
 CIE x: 0.4326
 CIE y: 0.4020
 CIE z: 0.1654
 Peak Wavelength (nm): 593
 Dominant Wavelength (nm): 582
 Purity: 50.50735
 Rf: 74.6
 Rg: 94

CRI (Ra):	71.7		
R1:	68.1	R9:	-34.8
R2:	82.0	R10:	58.5
R3:	93.5	R11:	62.5
R4:	67.5	R12:	47.5
R5:	67.2	R13:	70.7
R6:	74.9	R14:	96.4
R7:	77.4	R15:	60.0
R8:	43.1		



Test Conditions

Stabilization Time: 21M
 Operation Time: 1H 21M
 Sphere Temperature (°C): 24.2

REPORT NUMBER: SP1-2407-157-4

Measurement and Test Equipment			
Instrument	Identification Number	Calibration Date	Calibration Due Date
Photometer	IN0058	6/18/2024	12/18/2024
Power Meter	INXT2011004	2/8/2024	2/8/2025
AC Power Source	IN0063	10/24/2023	10/24/2024
DC Power Source	IN0208	10/24/2023	10/24/2024
Sphere Thermometer	IN0085	10/24/2023	10/24/2024
Room Thermometer	IN0046	10/24/2023	10/24/2024

REPORT NUMBER: SP1-2407-157-4

CIE 1931 Chromaticity Diagram



CIE 1931 Chromaticity Diagram with 2017 ANSI 7-Step and 4-Step Quadrangles



Point lies inside the ANSI 3000K 4-step quadrangle

REPORT NUMBER: SP1-2407-157-4

Photopic Flux vs. Wavelength



Photopic Lumens: NR

λ (nm)	Power W [^] /nm	Lumens (ϕ /nm)	λ (nm)	Power W [^] /nm	Lumens (ϕ /nm)	λ (nm)	Power W [^] /nm	Lumens (ϕ /nm)	λ (nm)	Power W [^] /nm	Lumens (ϕ /nm)	λ (nm)	Power W [^] /nm	Lumens (ϕ /nm)
360	0	NR	490	104	NR	620	818	NR	750	20	NR	880	1	NR
365	0	NR	495	135	NR	625	755	NR	755	17	NR	885	0	NR
370	0	NR	500	184	NR	630	691	NR	760	15	NR	890	0	NR
375	0	NR	505	247	NR	635	625	NR	765	13	NR	895	0	NR
380	0	NR	510	309	NR	640	561	NR	770	11	NR	900	0	NR
385	0	NR	515	369	NR	645	499	NR	775	9	NR	905	0	NR
390	0	NR	520	419	NR	650	441	NR	780	8	NR	910	0	NR
395	0	NR	525	460	NR	655	388	NR	785	7	NR	915	0	NR
400	1	NR	530	492	NR	660	338	NR	790	6	NR	920	0	NR
405	3	NR	535	524	NR	665	294	NR	795	5	NR	925	0	NR
410	7	NR	540	553	NR	670	253	NR	800	4	NR	930	0	NR
415	15	NR	545	588	NR	675	218	NR	805	4	NR	935	0	NR
420	31	NR	550	625	NR	680	188	NR	810	3	NR	940	0	NR
425	60	NR	555	670	NR	685	161	NR	815	3	NR	945	0	NR
430	107	NR	560	723	NR	690	139	NR	820	3	NR	950	0	NR
435	183	NR	565	780	NR	695	118	NR	825	2	NR	955	0	NR
440	289	NR	570	837	NR	700	100	NR	830	2	NR	960	0	NR
445	460	NR	575	894	NR	705	85	NR	835	2	NR	965	0	NR
450	646	NR	580	942	NR	710	73	NR	840	1	NR	970	0	NR
455	561	NR	585	976	NR	715	62	NR	845	1	NR	975	0	NR
460	331	NR	590	998	NR	720	53	NR	850	1	NR	980	0	NR
465	238	NR	595	1000	NR	725	45	NR	855	1	NR	985	0	NR
470	178	NR	600	990	NR	730	39	NR	860	1	NR	990	0	NR
475	120	NR	605	962	NR	735	33	NR	865	1	NR	995	0	NR
480	96	NR	610	925	NR	740	28	NR	870	1	NR	1000	0	NR
485	95	NR	615	873	NR	745	24	NR	875	1	NR			

REPORT NUMBER: SP1-2407-157-4

Scotopic Flux vs. Wavelength



Scotopic Lumens: NR

S/P: 1.23

λ (nm)	Power W [^] /nm	Lumens (ϕ /nm)	λ (nm)	Power W [^] /nm	Lumens (ϕ /nm)	λ (nm)	Power W [^] /nm	Lumens (ϕ /nm)	λ (nm)	Power W [^] /nm	Lumens (ϕ /nm)	λ (nm)	Power W [^] /nm	Lumens (ϕ /nm)
360	0	NR	490	104	NR	620	818	NR	750	20	NR	880	1	NR
365	0	NR	495	135	NR	625	755	NR	755	17	NR	885	0	NR
370	0	NR	500	184	NR	630	691	NR	760	15	NR	890	0	NR
375	0	NR	505	247	NR	635	625	NR	765	13	NR	895	0	NR
380	0	NR	510	309	NR	640	561	NR	770	11	NR	900	0	NR
385	0	NR	515	369	NR	645	499	NR	775	9	NR	905	0	NR
390	0	NR	520	419	NR	650	441	NR	780	8	NR	910	0	NR
395	0	NR	525	460	NR	655	388	NR	785	7	NR	915	0	NR
400	1	NR	530	492	NR	660	338	NR	790	6	NR	920	0	NR
405	3	NR	535	524	NR	665	294	NR	795	5	NR	925	0	NR
410	7	NR	540	553	NR	670	253	NR	800	4	NR	930	0	NR
415	15	NR	545	588	NR	675	218	NR	805	4	NR	935	0	NR
420	31	NR	550	625	NR	680	188	NR	810	3	NR	940	0	NR
425	60	NR	555	670	NR	685	161	NR	815	3	NR	945	0	NR
430	107	NR	560	723	NR	690	139	NR	820	3	NR	950	0	NR
435	183	NR	565	780	NR	695	118	NR	825	2	NR	955	0	NR
440	289	NR	570	837	NR	700	100	NR	830	2	NR	960	0	NR
445	460	NR	575	894	NR	705	85	NR	835	2	NR	965	0	NR
450	646	NR	580	942	NR	710	73	NR	840	1	NR	970	0	NR
455	561	NR	585	976	NR	715	62	NR	845	1	NR	975	0	NR
460	331	NR	590	998	NR	720	53	NR	850	1	NR	980	0	NR
465	238	NR	595	1000	NR	725	45	NR	855	1	NR	985	0	NR
470	178	NR	600	990	NR	730	39	NR	860	1	NR	990	0	NR
475	120	NR	605	962	NR	735	33	NR	865	1	NR	995	0	NR
480	96	NR	610	925	NR	740	28	NR	870	1	NR	1000	0	NR
485	95	NR	615	873	NR	745	24	NR	875	1	NR			

REPORT NUMBER: SP1-2407-157-4

Melanopic Flux vs. Wavelength



Melanopic Lumens: NR

M/P: 2.27

λ (nm)	Power W [^] /nm	Lumens (φ/nm)	λ (nm)	Power W [^] /nm	Lumens (φ/nm)	λ (nm)	Power W [^] /nm	Lumens (φ/nm)	λ (nm)	Power W [^] /nm	Lumens (φ/nm)	λ (nm)	Power W [^] /nm	Lumens (φ/nm)
360	0	NR	490	104	NR	620	818	NR	750	20	NR	880	1	NR
365	0	NR	495	135	NR	625	755	NR	755	17	NR	885	0	NR
370	0	NR	500	184	NR	630	691	NR	760	15	NR	890	0	NR
375	0	NR	505	247	NR	635	625	NR	765	13	NR	895	0	NR
380	0	NR	510	309	NR	640	561	NR	770	11	NR	900	0	NR
385	0	NR	515	369	NR	645	499	NR	775	9	NR	905	0	NR
390	0	NR	520	419	NR	650	441	NR	780	8	NR	910	0	NR
395	0	NR	525	460	NR	655	388	NR	785	7	NR	915	0	NR
400	1	NR	530	492	NR	660	338	NR	790	6	NR	920	0	NR
405	3	NR	535	524	NR	665	294	NR	795	5	NR	925	0	NR
410	7	NR	540	553	NR	670	253	NR	800	4	NR	930	0	NR
415	15	NR	545	588	NR	675	218	NR	805	4	NR	935	0	NR
420	31	NR	550	625	NR	680	188	NR	810	3	NR	940	0	NR
425	60	NR	555	670	NR	685	161	NR	815	3	NR	945	0	NR
430	107	NR	560	723	NR	690	139	NR	820	3	NR	950	0	NR
435	183	NR	565	780	NR	695	118	NR	825	2	NR	955	0	NR
440	289	NR	570	837	NR	700	100	NR	830	2	NR	960	0	NR
445	460	NR	575	894	NR	705	85	NR	835	2	NR	965	0	NR
450	646	NR	580	942	NR	710	73	NR	840	1	NR	970	0	NR
455	561	NR	585	976	NR	715	62	NR	845	1	NR	975	0	NR
460	331	NR	590	998	NR	720	53	NR	850	1	NR	980	0	NR
465	238	NR	595	1000	NR	725	45	NR	855	1	NR	985	0	NR
470	178	NR	600	990	NR	730	39	NR	860	1	NR	990	0	NR
475	120	NR	605	962	NR	735	33	NR	865	1	NR	995	0	NR
480	96	NR	610	925	NR	740	28	NR	870	1	NR	1000	0	NR
485	95	NR	615	873	NR	745	24	NR	875	1	NR			

Summary

$R_f = 74.6$
 $R_g = 94$
 $CIE R_a = 71.7$
 $R_9 = -34.8$



Color Vector Graphics



Individual Sample Fidelity Index ($R_{f,i}$)

CES01 = 86	CES26 = 65	CES51 = 87	CES76 = 58
CES02 = 62	CES27 = 89	CES52 = 85	CES77 = 76
CES03 = 31	CES28 = 84	CES53 = 77	CES78 = 61
CES04 = 71	CES29 = 68	CES54 = 85	CES79 = 86
CES05 = 49	CES30 = 83	CES55 = 84	CES80 = 83
CES06 = 51	CES31 = 71	CES56 = 74	CES81 = 73
CES07 = 41	CES32 = 64	CES57 = 74	CES82 = 93
CES08 = 40	CES33 = 78	CES58 = 75	CES83 = 91
CES09 = 29	CES34 = 75	CES59 = 85	CES84 = 88
CES10 = 76	CES35 = 87	CES60 = 90	CES85 = 75
CES11 = 59	CES36 = 92	CES61 = 81	CES86 = 64
CES12 = 65	CES37 = 84	CES62 = 89	CES87 = 77
CES13 = 43	CES38 = 92	CES63 = 75	CES88 = 80
CES14 = 74	CES39 = 96	CES64 = 65	CES89 = 67
CES15 = 71	CES40 = 92	CES65 = 64	CES90 = 80
CES16 = 47	CES41 = 93	CES66 = 60	CES91 = 78
CES17 = 50	CES42 = 86	CES67 = 58	CES92 = 56
CES18 = 56	CES43 = 77	CES68 = 66	CES93 = 73
CES19 = 73	CES44 = 99	CES69 = 75	CES94 = 49
CES20 = 66	CES45 = 85	CES70 = 60	CES95 = 66
CES21 = 87	CES46 = 81	CES71 = 56	CES96 = 76
CES22 = 79	CES47 = 86	CES72 = 85	CES97 = 82
CES23 = 92	CES48 = 75	CES73 = 52	CES98 = 76
CES24 = 91	CES49 = 79	CES74 = 95	CES99 = 64
CES25 = 73	CES50 = 86	CES75 = 60	



Color Rendition by Hue-Angle Bin



Measure Comparisons



(END OF REPORT)